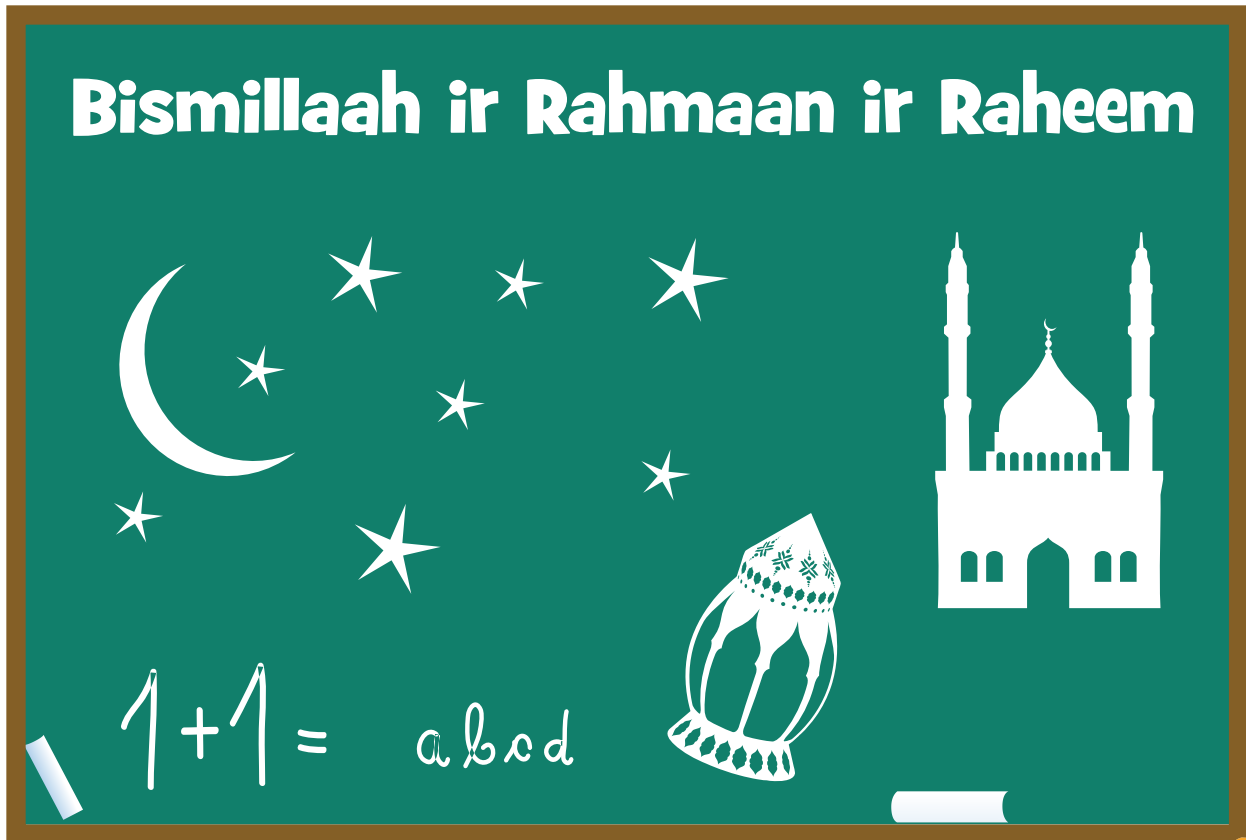


Ramadhahaan Activity

Pack 2



Recommended age
5-8 years



Please note We do NOT authorise the copying, duplication, reproduction or alteration of this pack, whether print, digital or online, without prior written consent. We strictly do not authorise anyone taking print outs and selling for monetary gains. This is only for your personal use. Please do not upload this document to any of your personal sites/blogs or any where else. You are free to pass on the original download links to others for downloading. And we ask all of you to fear Allaah and to abide by this. By downloading these documents you agree to abide by the above. Baarakallaah Feekum

Do you know that our Messenger ﷺ was very generous all the time, and especially in Ramadhaan?

The Prophet ﷺ was the most generous of the people in goodness, and he was the most so in Ramadhaan when he would meet with (the angel) Jibreel. And Jibreel ﷺ used to meet with him every night in Ramadhaan until the month finished. The Prophet ﷺ would recite the Qur-aan to him. So when Jibreel would meet him, he would be more generous in goodness than a (beneficial) fast wind.
(Al Bukhaaree and Muslim)

Ramadhaan
charity shop
activity

The children who helped their needy neighbours

A group of little children in a small town wanted to help some poor neighbours who were in need, in the month of Ramadhaan. They did not have any money so they thought of a plan of how they could help. They had an idea to open a charity shop with the help of the town people. This is what they did!


- 1 They opened a shop and asked the people in the town to bring anything they want to give in charity.
- 2 The children then wrote down all the things that people bought and made a price list to place in the shop window.
- 3 They then sold the things to the people of the town and collected a lot of money.
- 4 The children gave this money to the needy neighbours. Alhamdulillah the neighbours were happy and the children will be rewarded for their efforts inshaa Allaah.

Would you like to make a charity shop too? Follow the instructions below

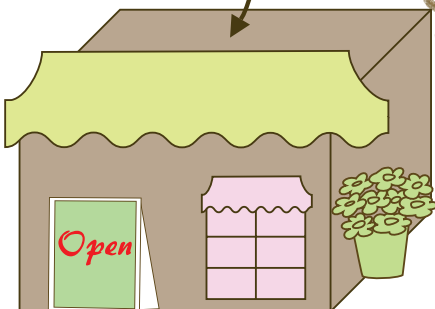

- ★ Use the template on the following page to make a paper charity shop.
- ★ Fill in the "price list" template on the following pages with all the items that you have, and how much each item will cost.
- ★ Play with your friends or your brothers and sisters by pretending to sell items and collect money.
- ★ Try and sell as much as you can and be nice and helpful to your customers.
- ★ Record the amount of cash you have received from each person and add the total amount at the end of the day.
- ★ How much money did you collect? Give it away in charity to someone in need and earn the reward of Allaah, inshaa Allaah.

Activity 17

Ramadhan
charity shop
activity



Cut out images, colour in and stick on to a card board box to make your very own shop!










Ramadhan
Charity Shop



Activity 17

Ramadhan
charity shop
activity



Activity 17


Ramadhaan
charity shop
activity

Play money




Record the time and 10 things you have done today

What I did today





Suhoor time -----





Fajr time -----



























Well done! You have had a good productive day. Inshaa Allaah.
May Allaah accept your fast and reward you!



There are so many Muslims around the world observing Saum (fasting), Maashaa Allaah. On the next page, there is a world map and an activity for you to complete.

- 
- 1 Identify the continents and write them on the map and indicate with an arrow.
 - 2 Identify the oceans and write them on the map and indicate with an arrow.
 - 3 Using an atlas or a world fact book, find out where all the Muslim countries are on the world map, and colour them in.
 - 4 Mark the following countries on the world map.
 - ★ Saudi Arabia
 - ★ Ethiopia
 - ★ Egypt
 - ★ Yemen
 - ★ Qatar
 - ★ Indonesia



World Map
on the next page



Activity 19



Ramadhān
Around The
World

Choose one Muslim country and write down the following information using an Atlas.

Ramadhaan in (name of country)

Draw or paste the Flag of the country here.



Capital

Language

Religion

How do they welcome Ramadhaan?

.....

.....

.....

.....

Main food for Suhoor

Main Food for Iftaar

What kind of clothes do they wear for Eid?

.....

.....

What kind of special food do they prepare for Eid?

.....

.....

What kind of gifts are exchanged during Eid?

.....

.....

If you want to write anything else about Ramadhaan in this country, write it below.

.....

.....

Your parents do a lot for you. Allaah says in Surah Luqman:

And We have enjoined on man (to be dutiful and good) to his parents. His mother bore him In weakness and hardship, and his weaning Is in two years - give thanks to Me and your Parents, -Unto Me is the final destination.

Surah Luqman, Aayah 14

وَوَصَّيْنَا الْإِنْسَانَ بِوَالِدَيْهِ حَمَلَتْهُ أُمُّهُ وَهْنًا عَلَىٰ وَهْنٍ وَفَصَّلَهُ فِي سَامَيْنِ أَنِ اشْكُرْ لِي وَلِوَالِدَيْكَ إِلَىٰ الْمَصِيرِ ﴿١٤﴾



And the Messenger of Allaah ﷺ said: "The Pleasure of the Lord is in the pleasure on one's father and the Anger of the Lord is in the anger of one's father."

So Allaah has asked us to be dutiful to our parents for everything they have done for us. Remember to be extra obedient to your parents this Ramadhaan, so that Allaah will be pleased with you. In the columns below, write down everything your parents do for you . Then write down all the things you do for them.

Things my Dad does for me

Things my Mum does for me

Things I do for Mum and Dad




Activity 20

Show your love to your Mum and Dad, and write a thank you note below.




Activity 21

Write the list of Duaas you want to ask Allaah during this Month of Ramadhaan



Ramadhāan Verbs

Read and match the correct picture. Then circle the Verbs and write the meaning. The clues are below.



صَامَ عُمَرُ

نَهَضَ مُحَمَّدٌ

أَكَلَ عَلِيٌّ

صَلَّى إِبْرَاهِيمُ

نَامَ مُحَمَّدٌ

فَتَحَ مُوسَى

قَرَأَ إِبْرَاهِيمُ

كَتَبَ عُمَرُ

دَخَلَ مُحَمَّدٌ

غَسَلَ مُوسَى

He Got up

He washed

He entered

He read

He ate

He prayed

He slept

He opened

He fasted

He wrote

Read and write the meaning of the following Verbs



صَامَ

.....

أَكَلَ

.....

نَامَ

.....

وَجَدَ

.....

غَسَلَ

.....

Here is small story. Try to read and understand it with the help Of your parents or teacher. See if you can translate it all by yourself Inshaa Allaah! Identify the verbs in it and underline them. Trace The correct Verb in Arabic below, and write the meaning in English.

كَانَ أَمْسُ أَوَّلَ يَوْمٍ فِي شَهْرِ رَمَضَانَ. فَصَحَا
عَبْدُ اللَّهِ لَيْلًا وَ أَكَلَ السُّحُورَ مَعَ أُسْرَتِهِ. وَ ذَهَبَ أَبُوهُ
إِلَى الْمَسْجِدِ لِيُصَلِّيَ صَلَاةَ الْفَجْرِ. صَلَّى ثُمَّ جَلَسَ وَ
قَرَأَ الْقُرْآنَ مَعَ أَبِيهِ. وَ رَجَعَ إِلَى بَيْتِهِ. وَ لَبَسَ
مَلَابِسَهُ، وَ ذَهَبَ إِلَى الْمَدْرَسَةِ. دَخَلَ الْمَدْرَسَةَ وَ قَالَ
"السَّلَامُ عَلَيْكُمْ" لِأَصْدِقَائِهِ، وَ قَالَ أَصْدِقَائُهُ "وَ
عَلَيْكُمْ السَّلَامُ" مُبْتَسِمِينَ، وَ دَخَلَ فَصَلَ وَ جَلَسَ، وَ
دَرَسَ وَ كَتَبَ الدَّرْسَ ثُمَّ وَضَعَ كُتْبَهُ فِي حَقِيَّتِهِ. رَجَعَ
إِلَى الْبَيْتِ وَ لَعِبَ مَعَ أُخْتِهِ، وَ سَاعَدَ أُمَّهُ فِي تَحْضِيرِ
الْإِفْطَارِ، ثُمَّ سَمِعَ أَذَانَ الْمَغْرِبِ فَأَكَلَ الْإِفْطَارَ مَعَ
أُسْرَتِهِ. كَانَ عَبْدُ اللَّهِ سَعِيدًا لِأَنَّهُ صَامَ صَوْمَهُ الْأَوَّلَ
فِي شَهْرِ رَمَضَانَ هَذَا الْعَامِ

Below are some of the verbs used in the story. Can you trace over them?

صَحَا	صَلَّى	قَرَأَ	قَالَ	كَتَبَ	سَمِعَ
أَكَلَ	جَلَسَ	لَبِسَ	رَجَعَ	جَمَعَ	صَامَ
ذَهَبَ	رَدَّ	دَخَلَ	دَرَسَ	لَعِبَ	

Translation of the story

Abdullaah and the first day of Ramadhaan

Yesterday was the first day of Ramadhaan. So, Abdullaah woke up at night and ate suhoor with his family. He went to the masjid with his father for fajr prayers. He sat and read the Qur'an with his father. He went back to the house. He put on his clothes and went to school. He entered the school and said "Assalamu Alaikum," to his friends and they said "Wa Alaikum Salaam," with a smile. He entered the classroom and sat. He studied and wrote his lessons and gathered his books in his back pack. He returned home and played with his sister. He helped his mother in the preparation of Iftaar. Abdullaah heard the Athaan of Maghrib. He ate Iftaar with his family. Abdullaah was happy that he fasted the first day of Ramadhaan this year.



**Here are some more activities if you have translated the story
If not use the above translation.**

- 1 Circle all the Nouns
- 2 Underline all the verbs.
- 3 Put a Square for the possessive pronouns
- 4 Change the positive sentences highlighted above to negative sentences by Filling in the blanks below.

- ★ He go back to his house.
- ★ He enter the classroom and he.....sit.
- ★ Abdullaah hear the Athaan for Maghrib.
- ★ He eat Iftaar with his family.
- ★ Abdullaah Happy.

Activity 23

Write a Letter to your Grandma or your relative saying a few things about Ramadhaan and the activities that you have done.



Eid Treasure Map

Time to have some fun! Eid is a lovely time where children get lots of gifts. Here is a treasure map. Help Zaynab find the treasure so she too can enjoy Eid with all the lovely gifts that are hidden on the map. Follow the instructions to find the treasure.

The map is a 4x3 grid of squares. The central square (row 2, column 2) contains a green circle with the text "ZAYNAB'S HOUSE HOME" and a compass rose with arrows pointing North, South, East, and West. To the left of the center (row 3, column 1) is a yellow building with a red sign that says "HOTEL". To the right of the center (row 1, column 3) is a cluster of 12 green trees. At the bottom (row 4, column 2) is a single green tree. The streets are labeled "School Street" and "Beech Road". Traffic lights are placed at the intersections of the streets.

Eid Treasure Map Instructions

Follow the instruction, cut out the pictures below to stick on to your map


- 1 Place the Masjid to the North of Zaynab's house.
- 2 Zaynab plays in the park opposite her house. Place the park directly to the South of Zaynab's house.
- 3 Directly to the west of Zaynab's house is the grocery shop. Label it shop and place the grocery shop picture here.
- 4 Sara is Zaynab's neighbour. Sara's house is to the south of the woods and to the Right of Zaynab's house. Label it Sarah's house.
- 5 Directly to the west of the Masjid, is the restaurant. Place the restaurant picture here.
- 6 Place the hospital directly East of the park. Draw a red crescent here.
- 7 Place the picture of the school, directly South of the hotel.
- 8 Directly South of the hospital is the library. Place the picture of the library here.
- 9 East of the school and West of the library is a beautiful beach. Place the beach picture here.

Can you hunt for the treasure now with Zaynab? Here is the clue. The Eid Gifts are hidden in a place on the North of "Sara's House and the East of the Masjid". Do you know where? Draw the route to that place from the beach.



Ask a grown up to give you a treasure map and hunt the treasure that is hidden in your house. Have fun!


Note for Parents/ Teacher: Hide some gifts somewhere in your house and using the map below, write the instruction accordingly for your child to hunt the treasure.



Here is a nice purse for you to make just in case anyone gives you some money to spend – or you could even give it as a present to your friend? Get a little help from a grown up and have fun.

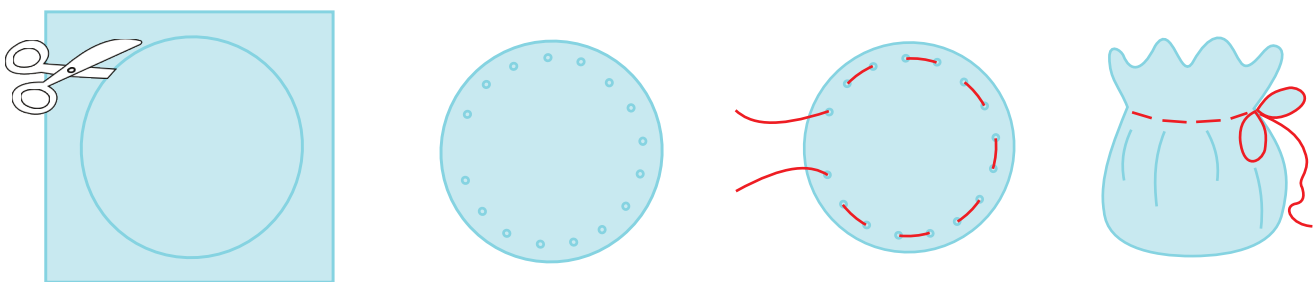
What you need:

- ★ Piece of felt of thick fabric
- ★ Hole punch
- ★ scissors
- ★ Re purposed ribbon or twine



How to sew (with the help of a grown up)

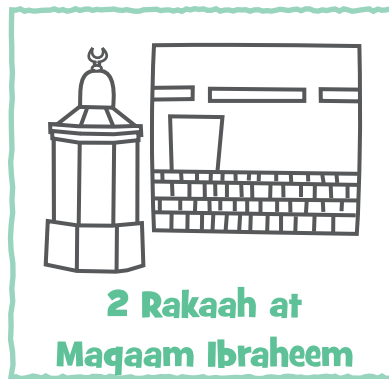

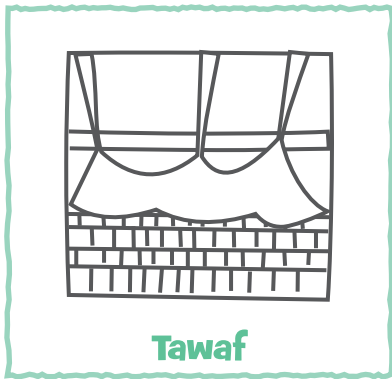
- 1 Cut the felt or fabric in to a circle about 9 inches in diameter. You trace around a large plate.
- 2 Punch holes in the felt 1 inch from the edge at 1 inch intervals
- 3 Using the ribbon or twine, weave in and out through the holes, leaving some of the ribbon hanging out of the first hole.
- 4 When you get to the last hole, make sure both ends of the ribbon is on the outside.
- 5 Pull both ribbon ends together to gather to make the purse.



Do you know that our Messenger of Allaah ﷺ said: "Perform Umrah in the month of Ramadhaan, (as it is equivalent to Hajj or Hajj with me in reward." Sahih Al-Bukhari

Therefore performing Umrah in Ramadhaan is like you have performed Hajj with the Messenger of Allah ﷺ. You earn so much reward Alhamdulillah. Do you know how to perform Umrah?

With the help of your parents or a teacher, cut out the Umrah pictures below and stick them in order.



Umrah in Ramadhaan

Stick the Umrah pictures in order here.

1

2

3

4

5

6

7

Laylatul Qadr

Memorise this surah and its meaning.

Allaah says:

بِسْمِ اللَّهِ الرَّحْمَنِ الرَّحِيمِ
 إِنَّا أَنْزَلْنَاهُ فِي لَيْلَةِ الْقَدْرِ ۗ وَمَا أَدْرَاكَ مَا لَيْلَةُ الْقَدْرِ ۗ
 لَيْلَةُ الْقَدْرِ هِيَ خَيْرٌ مِنْ أَلْفِ شَهْرٍ ۗ تَنْزِيلُ الْمَلَكِ وَالرُّوحِ
 فِيهَا يَأْتِيَنَّ رِيبًا مِنْ كُلِّ أَمْرٍ ۗ سَلَامٌ تَهَيَّأَتْ مِنْهَا الْمَلَائِكَةُ وَالرُّوحُ
 فِيهَا يَأْتِيَنَّ رِيبًا مِنْ كُلِّ أَمْرٍ ۗ سَلَامٌ تَهَيَّأَتْ مِنْهَا الْمَلَائِكَةُ وَالرُّوحُ

Verily! We have sent it (this Qur'an) down in the night of Al-Qadr (Decree) And what will make you know what the night of Al Qadr (Decree) is? The night of Al Qadr (Decree) is better than a thousand months (I.e. 83 years and 4 months). Therein Descend the angels and the Ruh (Jibreal (Gabriel)) by Allah's permission with all Decrees, Peace! (All that night, there is Peace and Goodness from Allah to His believing slaves) until the appearance of dawn.

Only Allaah knows when the Night of Qadr is. But the Messenger of Allaah ﷺ has told us to seek for it during the odd nights on the last 10 nights of Ramadhaan.

Ask your parents to read more about the Laylatul Qadr to you inshaa Allah and seek for the night Of Laylatul Qadr this Ramadhaan. Remember to say this dua:

O Allaah! You are forgiving, and you love forgiveness. So forgive me”
 (Ahmad, Ibn Majah and Tirmidhi)


اللَّهُمَّ إِنَّكَ عَفُوفٌ تُحِبُّ الْعُفُوفَ

فَاعْفُ عَنِّي

Colour or paint the picture of
 A calm night, on the next page



Activity 27



Zakaatul Fitr


Zakaatul Fitr is a form of charity that every Muslim who is able to, must give to the poor and needy at the end of Ramadhaan and before Eid Salaah.

Allaah's Messenger ﷺ enjoined the payment of one Saa' of dates or one Saa' of barley as Zakat-ul-fitr on every Muslim slave or free, male or female, young or old, and he ordered that it be paid before the people went out to offer the 'Id prayer.

(Saheeh Al Bukhaari Hadeeth Number 1418)

Do you know what a saa' is?

One saa' consists of four amdadd (plural of mudd). A Mudd is equal to one handful Using two hands cupped together of an average size man.



- 1 What kind of food will you be giving as Zakaatul Fitr?
.....
- 2 How many people in your house would be giving Zakaatul Fitr?
.....
- 3 How many handfuls will all of you be giving together?
.....
- 4 Who will receive your Zakaatul Fitr?
.....
- 5 When will you give the Zakaatul Fitr?
.....

Day of Eid

- 1 Have a bath in the morning on the Eid Day
- 2 Wear your best clothes
- 3 Pray Eid prayer at the Musallaah
- 4 Eat a date before going to the Musallaah.
- 5 Say the Takbeer loudly on the way to the Eid prayer till the Imam starts the Eid prayer.
- 6 Use different routes or paths when returning home from the Musallah.

The Sunnah Of Eidul Fitr


Takbir

اللهُ أَكْبَرُ اللهُ أَكْبَرُ، لَا إِلَهَ إِلَّا اللهُ
اللهُ أَكْبَرُ اللهُ أَكْبَرُ، وَ لِلَّهِ الْحَمْدُ

Write how you would spend the day of Eid Inshaa Allaah.

Here are some Eid decorations you can make!

Eid Banners



Glue corners and thread through with string
Fold along dotted line

Eid Cupcake Toppers



For cake toppers

- 1) Cut around the shapes.
- 2) Stick on to a toothpick, with a bit of tape.
- 3) Place on top of the cupcake.

Other ideas

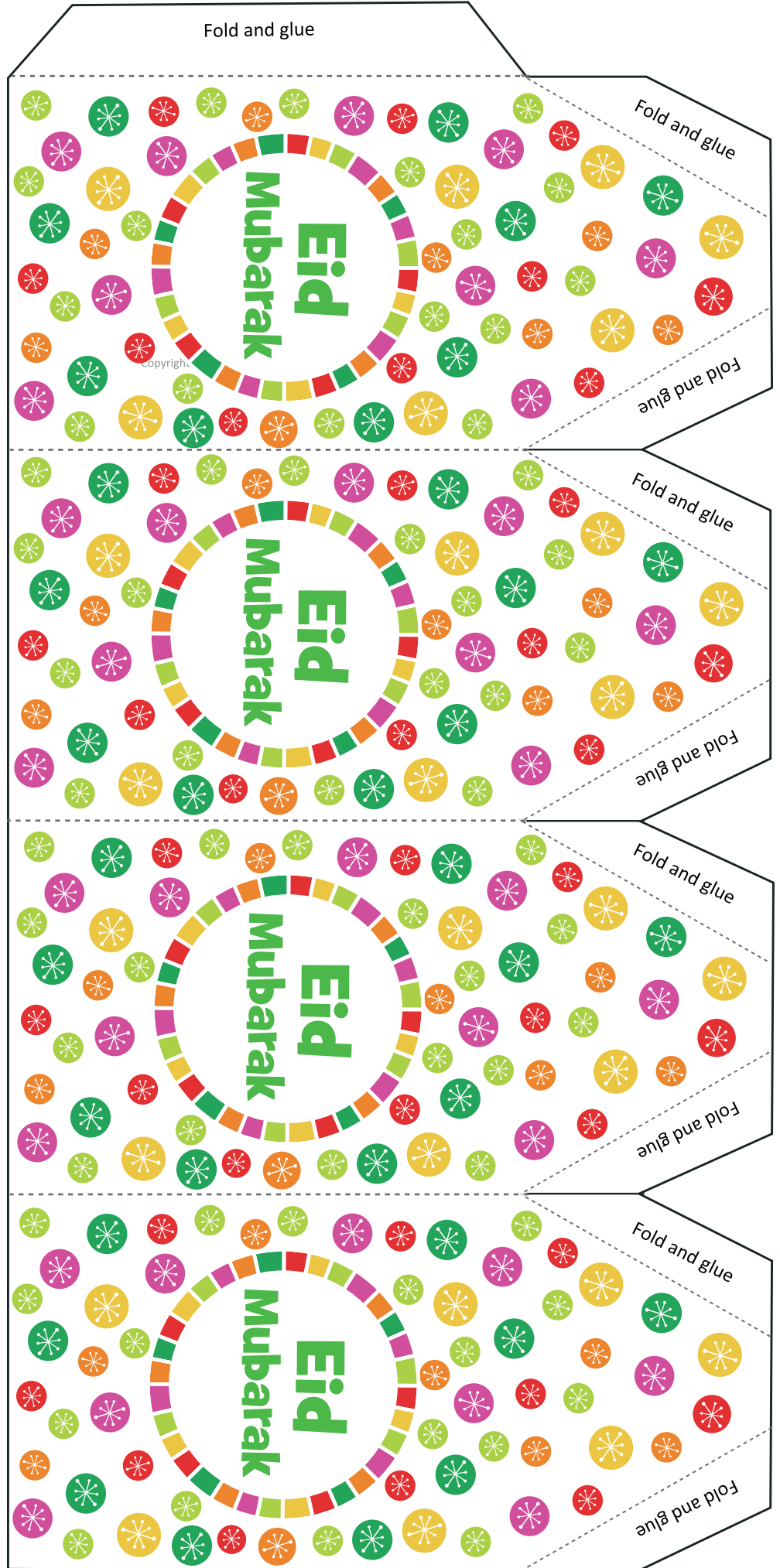
- 1) Decorate your presents
- 2) Make a mobile
- 3) Stick on homemade Eid cards



Eid Cupcake Wrappers



- 1) Cut around the shapes
- 2) Wrap around the cupcakes, and tape to secure.



Cut line —————

Fold line - - - - -

1. Print lantern on to card stock/coloured paper
2. Decorate with crayons, glitter etc
3. Cut and fold
4. Glue tab area
5. Can be attached to string to make a decorative ornament.

